

Annexure - I

Holding of specified securities (Statement Showing Shareholding Pattern)

1 Name of Listed Entity : A-1 ACID LIMITED

2 Scrip Code / Name of Scrip / Class of Security - 542012 / null / EQUITY

3 Share Holding Pattern Filed under: Reg. 31(1)(a) / Reg. 31(1)(b) / Reg.31(1)(c)

a. If under 31(1)(b) then indicate the report for Quarter ending **30-SEP-2024**

b. If under 31(1)(c) then indicate date of allotment/extinguishment **30-SEP-2024**

4 Declaration: The Listed entity is required to submit the following declaration to the extent of submission of information:-

	Particulars	Yes*	No*
<input type="checkbox"/>	1 Whether the Listed Entity has issued any partly paid up shares?		NO
<input type="checkbox"/>	2 Whether the Listed Entity has issued any Convertible Securities or Warrants?		NO
<input type="checkbox"/>	3 Whether the Listed Entity has any shares against which depository receipts are issued?		NO
<input type="checkbox"/>	4 Whether the Listed Entity has any shares in locked-in?		NO
<input type="checkbox"/>	5 Whether any shares held by promoters are pledge or otherwise encumbered?		NO

5 The tabular format for disclosure of holding of specified securities is as follows:-

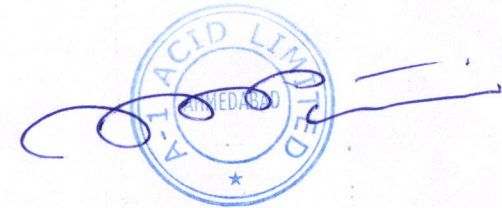


Table I - Summary Statement holding of specified securities

Category (I)	Category of Shareholder (II)	Nos. of Shareholders (III)	No. of fully paid up equity shares held (IV)	No. of Partly paid-up equity shares held (V)	No. of shares underlying Depository Receipts (VI)	Total nos. shares held (VII) = (IV)+(V)+(VI)	Shareholding as a % of total no. of shares (calculated as per SCRR, 1957) (VIII) As a % of (A+B+C2)	Number of Voting Rights held in each class of securities (IX)				No. of Shares Underlying Outstanding convertible securities (including	Shareholding, as a % assuming full conversion of convertible securities (as a percentage of diluted share capital) (XI)= (VII)+(X) As a % of (A+B+C2)	Number of Locked in shares (XII)		Number of Shares pledged or otherwise encumbered (XIII)		Number of equity shares held in dematerialized form (XIV)	Sub-categorization of shares (XV)		
								No of Voting Rights			Total as a % of (A+B+C)			No.(a)	As a % of total Shares held (b)	No.(a)	As a % of total Shares held (b)		Shareholding (No. of shares)		
								Class eg: X	Class eg: Y	Total									Subcategory (i)	Subcategory (ii)	Subcategory (iii)
A	PROMOTER & PROMOTER GROUP	9	8053101	0	0	8053101	70.03	8053101	0	8053101	70.03	0	70.03	0	0	0	0	8053101	0	0	0
B	PUBLIC	1888	3446899	0	0	3446899	29.97	3446899	0	3446899	29.97	0	29.97	0	0	0	0	3446899	0	0	0
C	NON PROMOTER-NON PUBLIC	0	0	0	0	0	0	0	0	0	0	0	0	0	0	0	0	0	0	0	0
C1	Custodian/DR Holder	0	0	0	0	0	0	0	0	0	0	0	0	0	0	0	0	0	0	0	0
C2	SHARES HELD BY EMPLOYEE TRUSTS	0	0	0	0	0	0	0	0	0	0	0	0	0	0	0	0	0	0	0	0
	Total	1897	11500000	0	0	11500000	100	11500000	0	11500000	100	0	100	0	0	0	0	11500000	0	0	0




Table II - Statement showing shareholding pattern of the Promoter and Promoter Group

Category Name of the Shareholders (I)	promoter OR promoter Group entity (except promoter)	PAN (II)	Nos. of Shareholder (III)	No. of fully paid up equity shares held (IV)	Partly paid-up equity shares held (V)	No. of shares underlying Depository Receipts (VI)	Total nos. shares held (VII = IV + V + VI)	Shareholding % calculated as per SCRR, 1957 As a % of (A+B+C2) (VIII)	Number of Voting Rights held in each class of securities (IX)				No. of Shares Underlying Outstanding convertible securities (including Warrants) (X)	Shareholding as a % assuming full conversion of convertible securities (as a percentage of diluted share capital) (XI) = (VII)+(X) as a % of A+B+C2	Number of Locked in shares (XII)		Number of Shares pledged or otherwise encumbered		Number of equity shares held in dematerialized form (XIV)
									No of Voting Rights			Total as a % of Total Voting rights			No.(a)	As a% of total Shares held (b)	No.(a)	As a% of total Shares held (b)	
									Class X	Class Y	Total								
1 INDIAN			0	0	0		0	0	0	0	0	0	0	0	0	0	0	0	0
a Individuals/Hindu undivided Family			9	8053101	0		8053101	70.03	8053101	0	8053101	70.03	0	70.03	0	0	0	0	8053101
Names:																			
HARSHADKUMAR NARANBHAI PATEL	Promoter	AAMPP9276F		3139501	0		3139501	27.3	3139501	0	3139501	27.3	0	27.3	0	0	0	0	3139501
JITENDRA NARANBHAI PATEL	Promoter	AAMPP9275G		3139500	0		3139500	27.3	3139500	0	3139500	27.3	0	27.3	0	0	0	0	3139500
UTKARSH H PATEL	Prom.Grp.	BBRPP7647D		885500	0		885500	7.7	885500	0	885500	7.7	0	7.7	0	0	0	0	885500
KRISHNABEN NARANBHAI PATEL	Prom.Grp.	ABBPP5437E		885500	0		885500	7.7	885500	0	885500	7.7	0	7.7	0	0	0	0	885500
KRISHNA UTKARSH PATEL	Prom.Grp.	BLGPP4370Q		1100	0		1100	0.01	1100	0	1100	0.01	0	0.01	0	0	0	0	1100
RITABEN HARSHADBHAI PATEL	Prom.Grp.	AGHPP9400C		500	0		500	0	500	0	500	0	0	0	0	0	0	0	500
PATEL BINDUBEN JITENDRA	Prom.Grp.	AGCPP8749B		500	0		500	0	500	0	500	0	0	0	0	0	0	0	500
HELLY KIRTAN PATEL	Prom.Grp.	CUUPP8025N		500	0		500	0	500	0	500	0	0	0	0	0	0	0	500
KETA DEVAVRAT PATEL	Prom.Grp.	DCEPP1417D		500	0		500	0	500	0	500	0	0	0	0	0	0	0	500
b Central Government/ State Government(s)			0	0	0		0	0	0	0	0	0	0	0	0	0	0	0	0
c Financial Institutions/ Banks			0	0	0		0	0	0	0	0	0	0	0	0	0	0	0	0
d ANY OTHER			0	0	0		0	0	0	0	0	0	0	0	0	0	0	0	0
Sub-Total (A)(1)			9	8053101	0		8053101	70.03	8053101	0	8053101	70.03	0	70.03	0	0	0	0	8053101
2 FOREIGN			0	0	0		0	0	0	0	0	0	0	0	0	0	0	0	0
a Individuals (Non- Resident Individuals/ Foreign Individuals)			0	0	0		0	0	0	0	0	0	0	0	0	0	0	0	0
b Government			0	0	0		0	0	0	0	0	0	0	0	0	0	0	0	0
c Institutions			0	0	0		0	0	0	0	0	0	0	0	0	0	0	0	0
d Foreign Portfolio Investor			0	0	0		0	0	0	0	0	0	0	0	0	0	0	0	0
f ANY OTHER			0	0	0		0	0	0	0	0	0	0	0	0	0	0	0	0
Sub-Total (A)(2)			0	0	0		0	0	0	0	0	0	0	0	0	0	0	0	0
Total Shareholding of Promoter and Promoter Group (A)= (A)(1)+(A)(2)			9	8053101	0		8053101	70.03	8053101	0	8053101	70.03	0	70.03	0	0	0	0	8053101

Details of Shares which remain unclaimed may be given hear along with details such as number of shareholders, outstanding shares held in demat/unclaimed suspense account, voting rights which are frozen etc.




Table III - Statement showing shareholding pattern of the Public shareholder

Category & Name of the Shareholders (I)	PAN (II)	Nos. of Shareholder (III)	No. of fully paid up equity shares held (IV)	Partly paid-up equity shares held (V)	No. of shares underlying Depository Receipts (VI)	Total nos. shares held (VII) = IV + V + VI	Shareholding % calculated as per SCRR, 1957 As a % of (A+B+C2) (VIII)	Number of Voting Rights held in each class of securities (IX)				No. of Shares Underlying Outstanding convertible securities (including Warrants) (X)	Total Shareholding as a % assuming of convertible securities (as a percentage of diluted share capital) (XI)	Number of Locked in shares (XII)		Number of Shares pledged or otherwise encumbered (XIII)		Number of equity shares held in dematerialized form (XIV)	Sub-categorization of shares (XV)					
								No of Voting Rights			Total as a % of Total Voting rights			No. (a)	As a % of total Shares held (b)	No. (a) (Not applicable)	As a % of total Shares held (Not applicable) (b)		Shareholding (No. of shares)					
								Class X	Class Y	Total									Subcategory (i)	Subcategory (ii)	Subcategory (iii)			
1 Institutions (Domestic)		0	0	0	0	0	0	0	0	0	0	0	0	0	0	0	0	0	0	0	0	0	0	
a Mutual Funds		0	0	0	0	0	0	0	0	0	0	0	0	0	0	0	0	0	0	0	0	0	0	0
b Venture Capital Funds		0	0	0	0	0	0	0	0	0	0	0	0	0	0	0	0	0	0	0	0	0	0	0
c Alternate Investment Funds		0	0	0	0	0	0	0	0	0	0	0	0	0	0	0	0	0	0	0	0	0	0	0
d Banks		0	0	0	0	0	0	0	0	0	0	0	0	0	0	0	0	0	0	0	0	0	0	0
e Insurance Companies		0	0	0	0	0	0	0	0	0	0	0	0	0	0	0	0	0	0	0	0	0	0	0
f Provident / Pension Funds		0	0	0	0	0	0	0	0	0	0	0	0	0	0	0	0	0	0	0	0	0	0	0
g Asset Reconstruction Companies		0	0	0	0	0	0	0	0	0	0	0	0	0	0	0	0	0	0	0	0	0	0	0
h Sovereign Wealth Funds		0	0	0	0	0	0	0	0	0	0	0	0	0	0	0	0	0	0	0	0	0	0	0
i NBFCs registered with RBI		0	0	0	0	0	0	0	0	0	0	0	0	0	0	0	0	0	0	0	0	0	0	0
j Other Financial Institutions		0	0	0	0	0	0	0	0	0	0	0	0	0	0	0	0	0	0	0	0	0	0	0
k Any Other (specify)		0	0	0	0	0	0	0	0	0	0	0	0	0	0	0	0	0	0	0	0	0	0	0
Sub-Total (B)(1)		0	0	0	0	0	0	0	0	0	0	0	0	0	0	0	0	0	0	0	0	0	0	0
2 Institutions (Foreign)		0	0	0	0	0	0	0	0	0	0	0	0	0	0	0	0	0	0	0	0	0	0	0
a Foreign Direct Investments		0	0	0	0	0	0	0	0	0	0	0	0	0	0	0	0	0	0	0	0	0	0	0
b Foreign Venture Capital Investors		0	0	0	0	0	0	0	0	0	0	0	0	0	0	0	0	0	0	0	0	0	0	0
c Sovereign Wealth Funds		0	0	0	0	0	0	0	0	0	0	0	0	0	0	0	0	0	0	0	0	0	0	0
d Foreign Portfolio Investors Category - 1		1	328098	0	0	328098	2.85	328098	0	328098	2.85	0	2.85	0	0	0	0	0	328098	0	0	0	0	0
Names:																								
UNICO GLOBAL OPPORTUNITIES FUND LIMITED	AADCU6282G		328098	0	0	328098	2.85	328098	0	328098	2.85	0	2.85	0	0	0	0	0	328098	0	0	0	0	0
e Foreign Portfolio Investors Category - 2		1	6100	0	0	6100	0.05	6100	0	6100	0.05	0	0.05	0	0	0	0	0	6100	0	0	0	0	0
f Overseas Depositories (holding DRs) (balancing figure)		0	0	0	0	0	0	0	0	0	0	0	0	0	0	0	0	0	0	0	0	0	0	0
g ANY OTHER		0	0	0	0	0	0	0	0	0	0	0	0	0	0	0	0	0	0	0	0	0	0	0
Sub-Total (B)(2)		2	334198	0	0	334198	2.91	334198	0	334198	2.91	0	2.91	0	0	0	0	0	334198	0	0	0	0	0
3 Central Government / State Government(s)		0	0	0	0	0	0	0	0	0	0	0	0	0	0	0	0	0	0	0	0	0	0	0
a Central Government / President of India		0	0	0	0	0	0	0	0	0	0	0	0	0	0	0	0	0	0	0	0	0	0	0
b State Government / Governor		0	0	0	0	0	0	0	0	0	0	0	0	0	0	0	0	0	0	0	0	0	0	0
c Shareholding by Companies or Bodies Corporate where Central / State Government is a promoter		0	0	0	0	0	0	0	0	0	0	0	0	0	0	0	0	0	0	0	0	0	0	0
Sub-Total (B)(3)		0	0	0	0	0	0	0	0	0	0	0	0	0	0	0	0	0	0	0	0	0	0	0

Table IV - Statement showing shareholding pattern of the Non Promoter- Non Public shareholder

Category & Name of the Shareholders (I)	PAN (II)	Nos. of Shareholder (III)	No. of fully paid up equity shares held (IV)	Partly paid-up equity shares held (V)	No. of shares underlying Depository Receipts (VI)	Total nos. shares held (VII = IV + V + VI)	Shareholding % calculated as per SCRR, 1957 As a % of (A+B+C2) (VIII)	Number of Voting Rights held in each class of securities (IX)				No. of Shares Underlying Outstanding convertible securities (including Warrants) (X)	Total Shareholding as a % assuming full conversion of convertible securities (as a percentage of diluted share capital) (XI)	Number of Locked in shares (XII)		Number of Shares pledged or otherwise encumbered (XIII)		Number of equity shares held in dematerialized form (XIV) (Not applicable)
								No of Voting Rights			Total as a % of Total Voting rights			No.(a)	As a % of total Shares held (b)	No.(a) (Not applicable)	As a % of total Shares held (Not applicable) (b)	
								Class X	Class Y	Total								
1 Custodian - ADRs		0	0	0	0	0	0	0	0	0	0	0	0	0	0	0	0	0
1 Custodian - GDRs		0	0	0	0	0	0	0	0	0	0	0	0	0	0	0	0	0
1 Custodian - Public		0	0	0	0	0	0	0	0	0	0	0	0	0	0	0	0	0
1 Custodian - SDRs		0	0	0	0	0	0	0	0	0	0	0	0	0	0	0	0	0
1 Custodian/DR Holder		0	0	0	0	0	0	0	0	0	0	0	0	0	0	0	0	0
2 Employee Benefit Trust / Employee Welfare Trust under SEBI (Share Based Employee Benefits and Sweat Equity) Regulations, 2021		0	0	0	0	0	0	0	0	0	0	0	0	0	0	0	0	0
2 SHARES HELD BY EMPLOYEE TRUSTS		0	0	0	0	0	0	0	0	0	0	0	0	0	0	0	0	0
Total Non-Promoter- Non Public Shareholding (C)=(C(1)+(C(2))		0	0	0	0	0	0	0	0	0	0	0	0	0	0	0	0	0




Table V- Statement showing details of significant beneficial owners (SBOs)

Sr.No	Details of the SBO (I)			Details of the registered owner (II)			Details of holding/ exercise of right of the SBO in the reporting company, whether direct or indirect*: (III)		Date of creation / acquisition of significant beneficial interest# (IV)
	NAME	PAN/ Passport No. in case of a foreign national	Nationality	NAME	PAN/ Passport No. in case of a foreign national	Nationality	Whether by virtue of:		
1							Shares	%	
							Voting rights	%	
							Rights on distributable dividend or any other distribution	%	
							Exercise of control		
							Exercise of significant influence		
2							Shares	%	
							Voting rights	%	
							Rights on distributable dividend or any other distribution	%	
							Exercise of control		
							Exercise of significant influence		
3							Shares	%	
							Voting rights	%	
							Rights on distributable dividend or any other distribution	%	
							Exercise of control		
							Exercise of significant influence		
4							Shares	%	
							Voting rights	%	
							Rights on distributable dividend or any other distribution	%	
							Exercise of control		
							Exercise of significant influence		
5							Shares	%	
							Voting rights	%	
							Rights on distributable dividend or any other distribution	%	
							Exercise of control		
							Exercise of significant influence		
6							Shares	%	
							Voting rights	%	
							Rights on distributable dividend or any other distribution	%	
							Exercise of control		
							Exercise of significant influence		




Table VI - Statement showing foreign ownership limits		
Particulars	Board approved limits	Limits utilized
As on shareholding date	100	2.91
As on the end of previous 1st quarter	100	2.91
As on the end of previous 2nd quarter	100	2.91
As on the end of previous 3rd quarter	100	2.92
As on the end of previous 4th quarter	100	2.87

