

Annexure - I

Annexure - I

Holding of specified securities ( Statement Showing Shareholding Pattern )

1. Name of Listed Entity : A-1 ACID LIMITED
2. Scrip Code / Name of Scrip / Class of Security 542012 / AAL / EQUITY
3. Share Holding Pattern Filed under: Reg. 31(1)(a) / Reg. 31(1)(b) / Reg.31(1)(c)
  - a. If under 31(1)(b) then indicate the report for Quarter ending 30-Jun-2022
  - b. If under 31(1)(c) then indicate date of allotment/extinguishment 30-Jun-2022
4. Declaration: The Listed entity is required to submit the following declaration to the extent of submission of information

| Particulars  | Yes* | No* |
|--|------|-----|
| 1 Whether the Listed Entity has issued any partly paid up shares?                        |      | NO  |
| 2 Whether the Listed Entity has issued any Convertible Securities or Warrants?           |      | NO  |
| 3 Whether the Listed Entity has any shares against which depository receipts are issued? |      | NO  |
| 4 Whether the Listed Entity has any shares in locked-in?                                 |      | NO  |
| 5 Whether any shares held by promoters are pledge or otherwise encumbered?               |      | NO  |

5. The tabular format for disclosure of holding of specified securities is as follows:-




Table I

Table I - Summary Statement holding of specified securities

| Category (I) | Category of Shareholder (II)   | Nos. of Shareholders (III) | No. of fully paid up equity shares held (IV) | No. of Partly paid-up equity shares held (V) | No. of shares underlying Depository Receipts (VI) | Total nos. shares held (VII) = (IV)+(V)+(VI) | Shareholding as a % of total no. of shares (calculated as per SCRR, 1957) (VIII) As a % of (A+B+C2) | Number of Voting Rights held in each class of securities (IX) |             |          | No. of Shares Underlying Outstanding convertible securities (including Warrants) (X) | Shareholding, as a % assuming full conversion of convertible securities (as a percentage of diluted share capital) (XI) = (VII)+(X) As a % of (A+B+C2) | Number of Locked in shares (XII) |        | Number of Shares pledged or otherwise encumbered (XIII) |        | Number of equity shares held in dematerialized form (XIV) |                                 |
|--------------|--------------------------------|----------------------------|--|--|---|--|---|---|-------------|----------|--|--|----------------------------------|--------|---|--------|---|---------------------------------|
|              |                                |                            |  |  |   |  |   | No of Voting Rights   |             |          |  |  | Total as a % of (A+B+C)          | No.(a) | As a % of total Shares held (b)                         | No.(a) |   | As a % of total Shares held (b) |
|              |                                |                            |  |  |   |  |   | Class eg: X   | Class eg: Y | Total    |  |  |                                  |        |   |        |   |                                 |
| A.           | PROMOTER & PROMOTER GROUP      | 8                          | 8050001                                      | 0  | 0   | 8050001                                      | 70  | 8050001   | 0           | 8050001  | 70   | 0  | 70                               | 0      | 0   | 0      | 0   | 8050001                         |
| B.           | PUBLIC                         | 319                        | 3449999                                      | 0  | 0   | 3449999                                      | 30  | 3449999   | 0           | 3449999  | 30   | 0  | 30                               | 0      | 0   | 0      | 0   | 3449999                         |
| C.           | NON PROMOTER-NON PUBLIC        | 0                          | 0  | 0  | 0   | 0  | 0   | 0   | 0           | 0        | 0  | 0  | 0                                | 0      | 0   | 0      | 0   | 0                               |
| C1.          | SHARES UNDERLYING DRIS         | 0                          | 0  | 0  | 0   | 0  | 0   | 0   | 0           | 0        | 0  | 0  | 0                                | 0      | 0   | 0      | 0   | 0                               |
| C2.          | SHARES HELD BY EMPLOYEE TRUSTS | 0                          | 0  | 0  | 0   | 0  | 0   | 0   | 0           | 0        | 0  | 0  | 0                                | 0      | 0   | 0      | 0   | 0                               |
|              | Total                          | 327                        | 11500000                                     | 0  | 0   | 11500000                                     | 100   | 11500000  | 0           | 11500000 | 100  | 0  | 100                              | 0      | 0   | 0      | 0   | 11500000                        |



Table II

Table II - Statement showing shareholding pattern of the Promoter and Promoter Group

| Category & Name of the Shareholders (I)                                     | promoter OR promoter Group entity (except promoter) | PAN (II)   | Nos. of Shareholder (III) | No. of fully paid up equity shares held (IV) | Partly paid-up equity shares held (V) | No. of shares underlying Depository Receipts (VI) | Total nos. shares held (VII = IV + V + VI) | Shareholding % calculated as per SCRR, 1957 As a % of (A+B+C2) (VIII) | Number of Voting Rights held in each class of securities (IX) |         |                                     | No. of Shares Underlying Outstanding convertible securities (including Warrants) (X) | Shareholding as a % assuming full conversion of convertible securities (as a percentage of diluted share capital) (XI) = (VII)+(X) as a % of A+B+C2 | Number of Locked in shares (XII) |                                 | Number of Shares pledged or otherwise encumbered (XIII) |                                 | Number of equity shares held in dematerialized form (XIV) |         |
|---|---|------------|---------------------------|--|---------------------------------------|---|--|---|---|---------|-------------------------------------|--|---|----------------------------------|---------------------------------|---|---------------------------------|---|---------|
|   |   |            |                           |  |                                       |   |  |   | No of Voting Rights   |         | Total as a % of Total Voting rights |  |   | No.(a)                           | As a % of total Shares held (b) | No.(a)  | As a % of total Shares held (b) |   |         |
|   |   |            |                           |  |                                       |   |  |   | Class X   | Class Y |                                     |  |   |                                  |                                 |   |                                 |   | Total   |
| <b>1. INDIAN</b>  |   |            |                           |  |                                       |   |  |   |   |         |                                     |  |   |                                  |                                 |   |                                 |   |         |
| <b>Individuals/Hindu undivided</b>  |   |            |                           |  |                                       |   |  |   |   |         |                                     |  |   |                                  |                                 |   |                                 |   |         |
| <b>a. Family</b>  |   |            | 8                         | 8050001                                      | 0                                     | 0   | 8050001                                    | 70  | 8050001   | 0       | 8050001                             | 70   | 0   | 70                               | 0                               | 0   | 0                               | 0   | 8050001 |
| Names :   |   |            |                           |  |                                       |   |  |   |   |         |                                     |  |   |                                  |                                 |   |                                 |   |         |
| HARSHADKUMAR NARANBHAI PATEL  | Promoter  | AAMPP9276F |                           | 3139501                                      | 0                                     |   | 3139501                                    | 27.3  | 3139501   | 0       | 3139501                             | 27.3   |   | 27.3                             | 0                               | 0   | 0                               | 0   | 3139501 |
| JITENDRA NARANBHAI PATEL  | Promoter  | AAMPP9275G |                           | 3139500                                      | 0                                     |   | 3139500                                    | 27.3  | 3139500   | 0       | 3139500                             | 27.3   |   | 27.3                             | 0                               | 0   | 0                               | 0   | 3139500 |
| UTKARSH H PATEL   | Prom.Grp.   | BBRPP7647D |                           | 885500                                       | 0                                     |   | 885500                                     | 7.7   | 885500  | 0       | 885500                              | 7.7  |   | 7.7                              | 0                               | 0   | 0                               | 0   | 885500  |
| KRISHNABEN NARANBHAI PATEL  | Prom.Grp.   | ABBPP5437E |                           | 885040                                       | 0                                     |   | 885040                                     | 7.7   | 885040  | 0       | 885040                              | 7.7  |   | 7.7                              | 0                               | 0   | 0                               | 0   | 885040  |
| RITABEN HARSHADBHAI PATEL   | Prom.Grp.   | AGHPP9400C |                           | 115  | 0                                     |   | 115  | 0   | 115   | 0       | 115                                 | 0  |   | 0                                | 0                               | 0   | 0                               | 0   | 115     |
| PATEL BINDUBEN JITENDRA   | Prom.Grp.   | AGCPP8749B |                           | 115  | 0                                     |   | 115  | 0   | 115   | 0       | 115                                 | 0  |   | 0                                | 0                               | 0   | 0                               | 0   | 115     |
| HELLY HARSHADKUMAR PATEL  | Prom.Grp.   | CUUPP8025N |                           | 115  | 0                                     |   | 115  | 0   | 115   | 0       | 115                                 | 0  |   | 0                                | 0                               | 0   | 0                               | 0   | 115     |
| KETA JITENDRA PATEL   | Prom.Grp.   | DCEPP1417D |                           | 115  | 0                                     |   | 115  | 0   | 115   | 0       | 115                                 | 0  |   | 0                                | 0                               | 0   | 0                               | 0   | 115     |
| <b>Central Government/</b>  |   |            |                           |  |                                       |   |  |   |   |         |                                     |  |   |                                  |                                 |   |                                 |   |         |
| <b>b. State Government(s)</b>   |   |            | 0                         | 0  | 0                                     | 0   | 0  | 0   | 0   | 0       | 0                                   | 0  | 0   | 0                                | 0                               | 0   | 0                               | 0   | 0       |
| <b>Financial Institutions/</b>  |   |            |                           |  |                                       |   |  |   |   |         |                                     |  |   |                                  |                                 |   |                                 |   |         |
| <b>c. Banks</b>   |   |            | 0                         | 0  | 0                                     | 0   | 0  | 0   | 0   | 0       | 0                                   | 0  | 0   | 0                                | 0                               | 0   | 0                               | 0   | 0       |
| <b>d. ANY OTHER</b>   |   |            |                           |  |                                       |   |  |   |   |         |                                     |  |   |                                  |                                 |   |                                 |   |         |
| <b>Sub-Total (A)(1)</b>   |   |            | 8                         | 8050001                                      | 0                                     | 0   | 8050001                                    | 70  | 8050001   | 0       | 8050001                             | 70   | 0   | 70                               | 0                               | 0   | 0                               | 0   | 8050001 |
| <b>2. FOREIGN</b>   |   |            |                           |  |                                       |   |  |   |   |         |                                     |  |   |                                  |                                 |   |                                 |   |         |
| <b>Individuals (Non-Resident Individuals/</b>                               |   |            |                           |  |                                       |   |  |   |   |         |                                     |  |   |                                  |                                 |   |                                 |   |         |
| <b>a. Foreign Individuals)</b>  |   |            | 0                         | 0  | 0                                     | 0   | 0  | 0   | 0   | 0       | 0                                   | 0  | 0   | 0                                | 0                               | 0   | 0                               | 0   | 0       |
| <b>b. Government</b>  |   |            | 0                         | 0  | 0                                     | 0   | 0  | 0   | 0   | 0       | 0                                   | 0  | 0   | 0                                | 0                               | 0   | 0                               | 0   | 0       |
| <b>c. Institutions</b>  |   |            | 0                         | 0  | 0                                     | 0   | 0  | 0   | 0   | 0       | 0                                   | 0  | 0   | 0                                | 0                               | 0   | 0                               | 0   | 0       |
| <b>d. Foreign Portfolio Investor</b>  |   |            | 0                         | 0  | 0                                     | 0   | 0  | 0   | 0   | 0       | 0                                   | 0  | 0   | 0                                | 0                               | 0   | 0                               | 0   | 0       |
| <b>f. ANY OTHER</b>   |   |            |                           |  |                                       |   |  |   |   |         |                                     |  |   |                                  |                                 |   |                                 |   |         |
| <b>f. Chairman and Directors</b>  |   |            | 0                         | 0  | 0                                     | 0   | 0  | 0   | 0   | 0       | 0                                   | 0  | 0   | 0                                | 0                               | 0   | 0                               | 0   | 0       |
| <b>Sub-Total (A)(2)</b>   |   |            | 0                         | 0  | 0                                     | 0   | 0  | 0   | 0   | 0       | 0                                   | 0  | 0   | 0                                | 0                               | 0   | 0                               | 0   | 0       |
| <b>Total Shareholding of Promoter and Promoter Group (A)= (A)(1)+(A)(2)</b> |   |            | 8                         | 8050001                                      | 0                                     | 0   | 8050001                                    | 70  | 8050001   | 0       | 8050001                             | 70   | 0   | 70                               | 0                               | 0   | 0                               | 0   | 8050001 |

Details of Shares which remain unclaimed may be given hear along with details such as number of shareholders, outstanding shares held in demat/unclaimed suspense account, voting rights which are frozen etc.

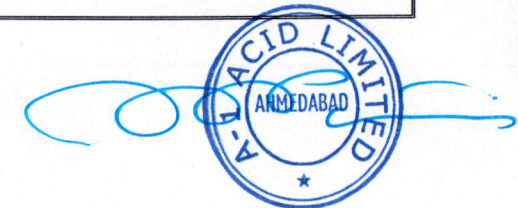


Table III

| Category & Name of the Shareholders (I)   | PAN (II)   | Nos. of Shareholder (III) | No. of fully paid up equity shares held (IV) | Partly paid-up equity shares held (V) | No. of shares underlying Depository Receipts (VI) | Total nos. shares held (VII = IV + V + VI) | Shareholding % calculated as per SCRR, 1957 As a % of (A+B+C2) (VIII) | Number of Voting Rights held in each class of securities IX) |         |       |                                     | No. of Shares Underlying Outstanding convertible securities (including Warrants) (X) | Total Shareholding as a % assuming full conversion of convertible securities (as a percentage of diluted share capital) (XI) | Number of Locked in shares (XII) |                                 | Number of Shares pledged or otherwise encumbered (XIII) |  | Number of equity shares held in dematerialized form (XIV) |         |
|---|------------|---------------------------|--|---------------------------------------|---|--|---|--|---------|-------|-------------------------------------|--|--|----------------------------------|---------------------------------|---|--|---|---------|
|   |            |                           |  |                                       |   |  |   | No of Voting Rights  |         |       | Total as a % of Total Voting rights |  |  | No. (a)                          | As a % of total Shares held (b) | No. (a) (Not applicable)                                | As a % of total Shares held (Not applicable) (b) |   |         |
|   |            |                           |  |                                       |   |  |   | Class X  | Class Y | Total |                                     |  |  |                                  |                                 |   |  |   |         |
| <b>1. INSTITUTIONS</b>  |            |                           |  |                                       |   |  |   |  |         |       |                                     |  |  |                                  |                                 |   |  |   |         |
| a. Mutual Funds/  |            |                           | 0  | 0                                     | 0   | 0  | 0   | 0  | 0       | 0     | 0                                   | 0  | 0  | 0                                | 0                               | 0   | 0  | 0   | 0       |
| b. Venture Capital Funds  |            |                           | 0  | 0                                     | 0   | 0  | 0   | 0  | 0       | 0     | 0                                   | 0  | 0  | 0                                | 0                               | 0   | 0  | 0   | 0       |
| c. Alternate Investment Funds   |            |                           | 0  | 0                                     | 0   | 0  | 0   | 0  | 0       | 0     | 0                                   | 0  | 0  | 0                                | 0                               | 0   | 0  | 0   | 0       |
| d. Foreign Venture Capital Investors  |            |                           | 0  | 0                                     | 0   | 0  | 0   | 0  | 0       | 0     | 0                                   | 0  | 0  | 0                                | 0                               | 0   | 0  | 0   | 0       |
| e. Foreign Portfolio Investor (Corporate)   |            |                           | 0  | 0                                     | 0   | 0  | 0   | 0  | 0       | 0     | 0                                   | 0  | 0  | 0                                | 0                               | 0   | 0  | 0   | 0       |
| e. NRI – Repat-HUF  |            |                           | 0  | 0                                     | 0   | 0  | 0   | 0  | 0       | 0     | 0                                   | 0  | 0  | 0                                | 0                               | 0   | 0  | 0   | 0       |
| f. Financial Institutions/ Banks  |            |                           | 0  | 0                                     | 0   | 0  | 0   | 0  | 0       | 0     | 0                                   | 0  | 0  | 0                                | 0                               | 0   | 0  | 0   | 0       |
| g. Insurance Companies  |            |                           | 0  | 0                                     | 0   | 0  | 0   | 0  | 0       | 0     | 0                                   | 0  | 0  | 0                                | 0                               | 0   | 0  | 0   | 0       |
| h. Provident Funds/ Pension Funds   |            |                           | 0  | 0                                     | 0   | 0  | 0   | 0  | 0       | 0     | 0                                   | 0  | 0  | 0                                | 0                               | 0   | 0  | 0   | 0       |
| i. ANY OTHER  |            |                           | 0  | 0                                     | 0   | 0  | 0   | 0  | 0       | 0     | 0                                   | 0  | 0  | 0                                | 0                               | 0   | 0  | 0   | 0       |
| i. Market Maker   |            |                           | 0  | 0                                     | 0   | 0  | 0   | 0  | 0       | 0     | 0                                   | 0  | 0  | 0                                | 0                               | 0   | 0  | 0   | 0       |
| Sub-Total (B)(1)  |            |                           | 0  | 0                                     | 0   | 0  | 0   | 0  | 0       | 0     | 0                                   | 0  | 0  | 0                                | 0                               | 0   | 0  | 0   | 0       |
| 2 a. Central Government/ State Government(s)/ President of India                    |            |                           | 0  | 0                                     | 0   | 0  | 0   | 0  | 0       | 0     | 0                                   | 0  | 0  | 0                                | 0                               | 0   | 0  | 0   | 0       |
| Sub-Total (B)(2)  |            |                           | 0  | 0                                     | 0   | 0  | 0   | 0  | 0       | 0     | 0                                   | 0  | 0  | 0                                | 0                               | 0   | 0  | 0   | 0       |
| <b>3. NON-INSTITUTIONS</b>  |            |                           |  |                                       |   |  |   |  |         |       |                                     |  |  |                                  |                                 |   |  |   |         |
| a. INDIVIDUALS -  |            |                           |  |                                       |   |  |   |  |         |       |                                     |  |  |                                  |                                 |   |  |   |         |
| I. Individual shareholders holding nominal share capital up to Rs. 2 lakhs.         |            |                           | 252  | 1002224                               | 0   | 0  | 1002224   | 8.71   | 1002224 | 0     | 1002224                             | 8.71   | 0  | 8.71                             | 0                               | 0   | 0  | 0   | 1002224 |
| II. Individual shareholders holding nominal share capital in excess of Rs. 2 lakhs. |            |                           | 37   | 1758350                               | 0   | 0  | 1758350   | 15.29  | 1758350 | 0     | 1758350                             | 15.29  | 0  | 15.29                            | 0                               | 0   | 0  | 0   | 1758350 |
| Names :   |            |                           |  |                                       |   |  |   |  |         |       |                                     |  |  |                                  |                                 |   |  |   |         |
| KARANSINGH SURJITSINGH WILKHOO  | ADYPW3601Q |                           |  | 258175                                | 0   | 0  | 258175  | 2.25   | 258175  | 0     | 258175                              | 2.25   | 0  | 2.25                             | 0                               | 0   | 0  | 0   | 258175  |
| PATEL HARSHABEN AKSHAY  | AHTPP8140N |                           |  | 126500                                | 0   | 0  | 126500  | 1.1  | 126500  | 0     | 126500                              | 1.1  | 0  | 1.1                              | 0                               | 0   | 0  | 0   | 126500  |
| b. NBFCs registered with RBI  |            |                           | 0  | 0                                     | 0   | 0  | 0   | 0  | 0       | 0     | 0                                   | 0  | 0  | 0                                | 0                               | 0   | 0  | 0   | 0       |
| c. Employee Trusts  |            |                           | 0  | 0                                     | 0   | 0  | 0   | 0  | 0       | 0     | 0                                   | 0  | 0  | 0                                | 0                               | 0   | 0  | 0   | 0       |
| d. Overseas Depositories (holding DRs) (balancing figure)                           |            |                           | 0  | 0                                     | 0   | 0  | 0   | 0  | 0       | 0     | 0                                   | 0  | 0  | 0                                | 0                               | 0   | 0  | 0   | 0       |
| e. ANY OTHER  |            |                           | 9  | 245525                                | 0   | 0  | 245525  | 2.14   | 245525  | 0     | 245525                              | 2.14   | 0  | 2.14                             | 0                               | 0   | 0  | 0   | 245525  |
| BODIES CORPORATE  |            |                           |  |                                       |   |  |   |  |         |       |                                     |  |  |                                  |                                 |   |  |   |         |
| Names :   |            |                           |  |                                       |   |  |   |  |         |       |                                     |  |  |                                  |                                 |   |  |   |         |
| B B COMMERCIAL LTD  | AABC84535B |                           |  | 121325                                | 0   | 0  | 121325  | 1.06   | 121325  | 0     | 121325                              | 1.06   | 0  | 1.06                             | 0                               | 0   | 0  | 0   | 115000  |
| Clearing Members  |            |                           | 1  | 5750                                  | 0   | 0  | 5750  | 0.05   | 5750    | 0     | 5750                                | 0.05   | 0  | 0.05                             | 0                               | 0   | 0  | 0   | 5750    |
| HINDU UNDIVIDED FAMILIES  |            |                           | 19   | 437575                                | 0   | 0  | 437575  | 3.81   | 437575  | 0     | 437575                              | 3.81   | 0  | 3.81                             | 0                               | 0   | 0  | 0   | 437575  |
| Names :   |            |                           |  |                                       |   |  |   |  |         |       |                                     |  |  |                                  |                                 |   |  |   |         |
| VJAY KUMAR BHANDARI   | AACHB2876D |                           |  | 338100                                | 0   | 0  | 338100  | 2.94   | 338100  | 0     | 338100                              | 2.94   | 0  | 2.94                             | 0                               | 0   | 0  | 0   | 338100  |
| NRI – Repat   |            |                           | 1  | 575                                   | 0   | 0  | 575   | 0.01   | 575     | 0     | 575                                 | 0.01   | 0  | 0.01                             | 0                               | 0   | 0  | 0   | 575     |
| e. NRI – Repat-Minor  |            |                           | 0  | 0                                     | 0   | 0  | 0   | 0  | 0       | 0     | 0                                   | 0  | 0  | 0                                | 0                               | 0   | 0  | 0   | 0       |
| Sub-Total (B)(3)  |            |                           | 319  | 3449999                               | 0   | 0  | 3449999   | #VALUE!  | 3449999 | 0     | 3449999                             | 30   | 0  | #VALUE!                          | 0                               | 0   | 0  | 0   | 3449999 |
| Total Public Shareholding (B) = (B)(1)+(B)(2)+(B)(3)                                |            |                           | 319  | 3449999                               | 0   | 0  | 3449999   | 30   | 3449999 | 0     | 3449999                             | 30   | 0  | 30                               | 0                               | 0   | 0  | 0   | 3449999 |

Details of the shareholders acting as persons in Concert including their Shareholding (No. and %):

Details of Shares which remain unclaimed may be given hear along with details such as number of shareholders, outstanding shares held in demat/unclaimed suspense account, voting rights which are frozen etc.

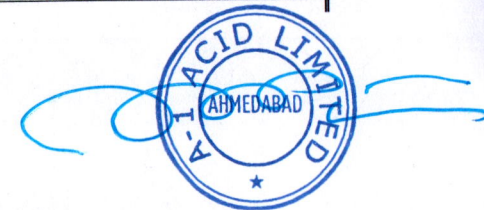


Table IV - Statement showing shareholding pattern of the Non Promoter- Non Public shareholder

| Category & Name of the Shareholders (I)   | PAN (II) | Nos. of Shareholder (III) | No. of fully paid up equity shares held (IV) | Partly paid-up equity shares held (V) | No. of shares underlying Depository Receipts (VI) | Total nos. shares held (VII = IV + V + VI) | Shareholding % calculated as per SCRR, 1957 As a % of (A+B+C2) (VIII) | Number of Voting Rights held in each class of securities (IX) |         |       | No. of Shares Underlying Outstanding convertible securities (including Warrants) (X) | Total Shareholding, as a % assuming full conversion of convertible securities (as a percentage of diluted share capital) (XI) | Number of Locked in shares (XII)    |        | Number of Shares pledged or otherwise encumbered (XIII) |                         | Number of equity shares held in dematerialized form (XIV) (Not applicable) |  |
|---|----------|---------------------------|--|---------------------------------------|---|--|---|---|---------|-------|--|---|-------------------------------------|--------|---|-------------------------|--|--|
|   |          |                           |  |                                       |   |  |   | No of Voting Rights   |         |       |  |   | Total as a % of Total Voting rights | No.(a) | As a % of total Shares held (b)                         | No.(a) (Not applicable) |  | As a % of total Shares held (Not applicable) (b) |
|   |          |                           |  |                                       |   |  |   | Class X   | Class Y | Total |  |   |                                     |        |   |                         |  |  |
| 1. Custodian - ADRs   |          | 0                         | 0  | 0                                     | 0   | 0  | 0   | 0   | 0       | 0     | 0  | 0   | 0                                   | 0      | 0   | 0                       | 0  | 0  |
| 1. Custodian - GDRs   |          | 0                         | 0  | 0                                     | 0   | 0  | 0   | 0   | 0       | 0     | 0  | 0   | 0                                   | 0      | 0   | 0                       | 0  | 0  |
| 1. Custodian - Public   |          | 0                         | 0  | 0                                     | 0   | 0  | 0   | 0   | 0       | 0     | 0  | 0   | 0                                   | 0      | 0   | 0                       | 0  | 0  |
| 1. Custodian - SDRs   |          | 0                         | 0  | 0                                     | 0   | 0  | 0   | 0   | 0       | 0     | 0  | 0   | 0                                   | 0      | 0   | 0                       | 0  | 0  |
| 2. Employee Benefit Trust (under SEBI (Share based Employee Benefit) Regulations, 2014) |          | 0                         | 0  | 0                                     | 0   | 0  | 0   | 0   | 0       | 0     | 0  | 0   | 0                                   | 0      | 0   | 0                       | 0  | 0  |
| Total Non-Promoter- Non Public Shareholding (C)= (C)(1)+(C)(2)                          |          | 0                         | 0  | 0                                     | 0   | 0  | 0   | 0   | 0       | 0     | 0  | 0   | 0                                   | 0      | 0   | 0                       | 0  | 0  |




Table V

| Table V- Statement showing details of significant beneficial owners (SBOs) |                        |  |             |                                      |  |             |   |   |   |
|--|------------------------|--|-------------|--------------------------------------|--|-------------|---|---|---|
| Sr. No   | Details of the SBO (I) |  |             | Details of the registered owner (II) |  |             | Details of holding/ exercise of right of the SBO in the reporting company, whether direct or indirect*: (III) | Date of creation / acquisition of significant beneficial interest# (IV) | Whether by virtue of:   |
|  | NAME                   | PAN / Passport No. in case of a foreign national | Nationality | NAME                                 | PAN / Passport No. in case of a foreign national | Nationality |   |   |   |
| 1  |                        |  |             |                                      |  |             |   |   | Shares %<br>Voting rights %<br>Rights on distributable dividend or any other distribution %<br>Exercise of control<br>Exercise of significant influence |
| 2  |                        |  |             |                                      |  |             |   |   | Shares %<br>Voting rights %<br>Rights on distributable dividend or any other distribution %<br>Exercise of control<br>Exercise of significant influence |
| 3  |                        |  |             |                                      |  |             |   |   | Shares %<br>Voting rights %<br>Rights on distributable dividend or any other distribution %<br>Exercise of control<br>Exercise of significant influence |
| 4  |                        |  |             |                                      |  |             |   |   | Shares %<br>Voting rights %<br>Rights on distributable dividend or any other distribution %<br>Exercise of control<br>Exercise of significant influence |
| 5  |                        |  |             |                                      |  |             |   |   | Shares %<br>Voting rights %<br>Rights on distributable dividend or any other distribution %<br>Exercise of control<br>Exercise of significant influence |
| 6  |                        |  |             |                                      |  |             |   |   | Shares %<br>Voting rights %<br>Rights on distributable dividend or any other distribution %<br>Exercise of significant influence                        |

